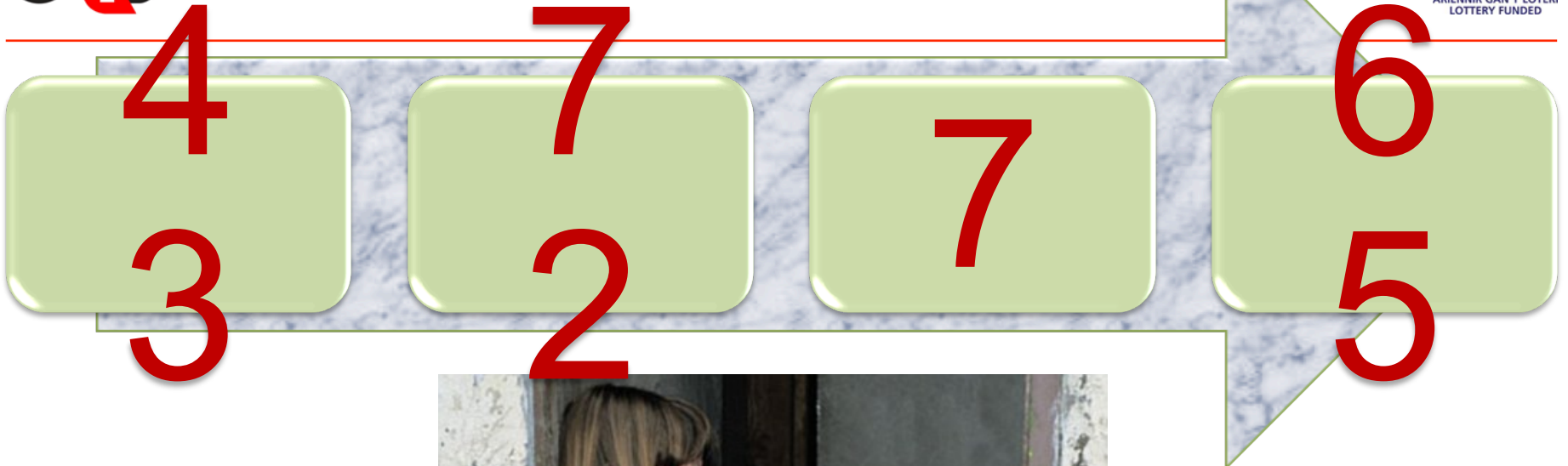


# Newport - Autumn 2014: First Day at School... Dad in prison again





© Getty Images

Corin Morgan-Armstrong  
Head of Family Interventions & Invisible Walls Wales

- 2015 = 200,000+ children in England and Wales with a parent in prison. This is two and a half times the number of those in care and over six times the number of those on the Child Protection Register.
- **2014: English & Welsh prison system processes over half a million child visits**
- In 2006 more children were affected by the imprisonment of a parent than by divorce.
- **6 out of 10 boys with a convicted parent end up in custody themselves**
- 25% of men in Young Offenders Institutes are, or are shortly to become fathers.
- **48% of prisoners in Scotland were excluded from school as children**
- Failing to help troubled youngsters at an early age costs 17 Billion a year (Feb 2015)

(MOJ 2012/ DfE2003/2007/Prison Reform Trust 2011/SEU2002/PACT/Families Outside2013/ Barnardos-Forgotten Victim 26Sept'2014/Early Intervention Foundation 2015)



## Prof' Ken Reid: 40+ years of research - Welsh Government advisor on Behaviour & Attendance 2014

- Majority of absenteeism in the UK (2014) is amongst females.
- 36% of all absenteeism in the UK is at Primary School level.
- The main cause of persistent absenteeism in 85% of cases – cited 'issues at home'
- By the time a 3 year old reaches Secondary school, there is a 70% chance of parental separation/divorce.
- When a child with an average of 15 days a year absenteeism, reaches 16 years old, they will be the equivalent of 1 whole school year behind.
- 80% of young offenders committed the crime they were serving a sentence for, whilst truanting... 70% went on to commit further offences and receive adult prison sentences.



- Prisoners unable to maintain ties between two and six times more likely to re-offend within first year of release when compared to those who do (Ditchfield, 1994)
- Social Exclusion Unit report 2002 – ‘Creating and encouraging healthy family contact whilst in custody, can reduce the likelihood of offending by up to 6 times’.
- Prisoners who received visits had a significantly lower reoffending rate (52 per cent) than prisoners who received no visits at all (70 per cent) (May et al, 2008)
- The MOJ Resettlement Survey 2008 - ‘offenders who had received at least one visit during their time in custody were 39% less likely to re-offend than those who had received no visits’
- Criminal Justice Policy Review USA 2011 - A study of 16,000 prisoners over 4 years ‘...found that visits significantly reduced the risk of recidivism’.
- ‘Improving Prisoners Family Ties’ (New Philanthropic Capital- April 2011-2014) - positive family engagement whilst in custody, amounts to an average financial cost saving, upwards on a scale that starts at 16k per individual per cycle.

- ‘Majority of prisoners ETE outcomes on release are set up by family and relatives... Prisoners who receive family visits are three times more likely to have housing or accommodation arranged for them upon release when compared to those who had failed to receive any visits at all.’ Niven and Stewart, 2005

## “an offender’s family are the most effective resettlement agency.”

*September 2014 – HM Criminal Justice Joint Inspection on Resettlement by Prison, Probation & Ofsted Inspectorates*





*Piece by piece ... change begins*



My 18 years of prison experience leads me to conclude that the most effective method to engage and motivate offenders, is through a focus on their children and families

This creates a dynamic motivation... **The Sacred Flame**

**The Sacred Flame** is an eternal motivation of personal improvement for family & self

The IWW model takes **The Sacred Flame** and amplified it in as many ways as possible, to impact on as many offenders and their families as possible



- Reducing the risk of reoffending & prison
- Reducing the risk of intergenerational offending
- Reducing social exclusion of families in their local community



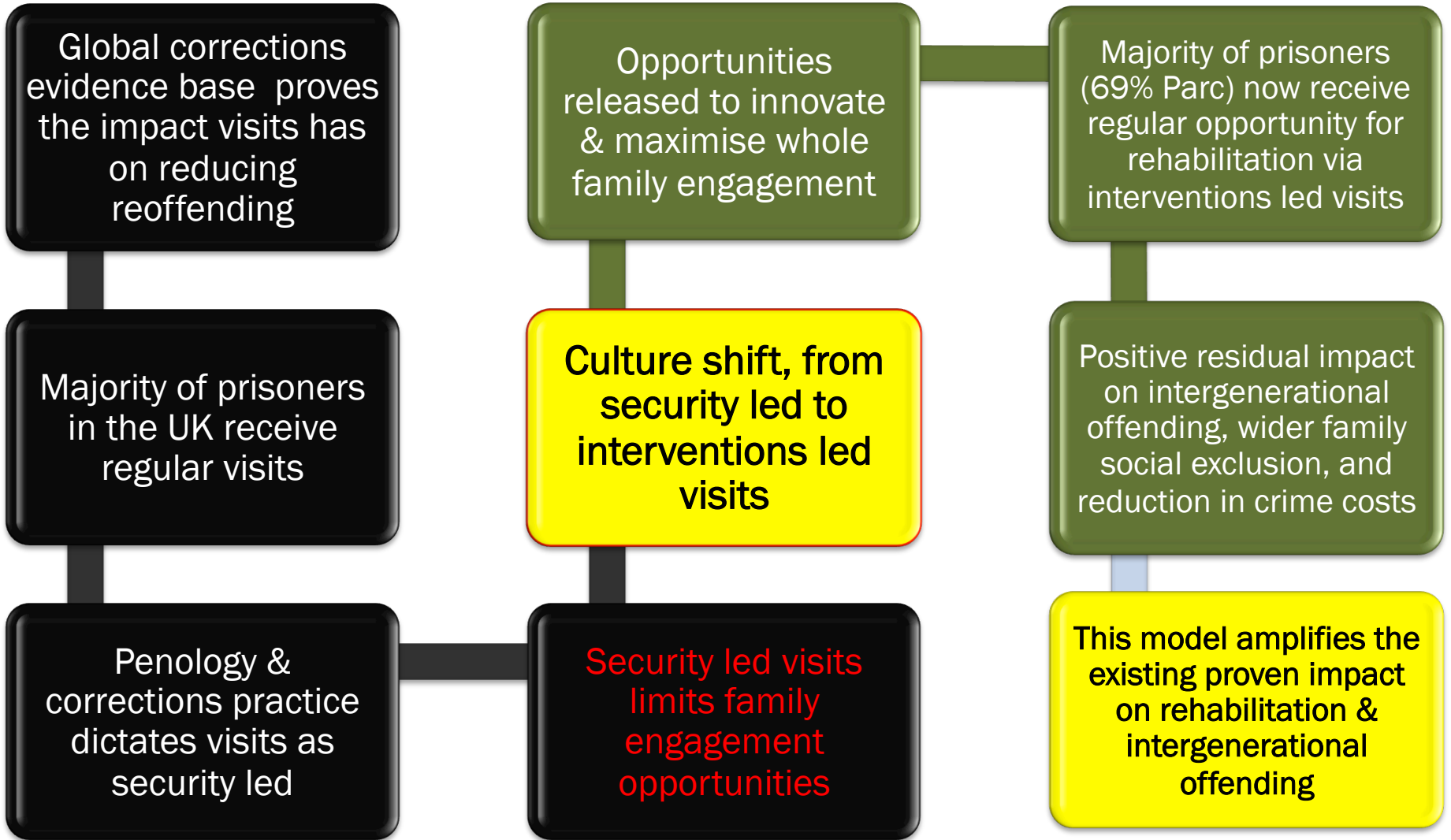
*Highest performing prisons in the UK process approximately 10-15% of their population through ‘accredited’ offending behaviour programmes. (MOJ.2011)*

“Generally, these interventions have a range of positive but modest outcomes, e.g. in the large meta-analysis of Latimer, Dowden and Morton- Bourgon 2003, there was a 9% reduction across interventions” (Dr M Penman 2013)

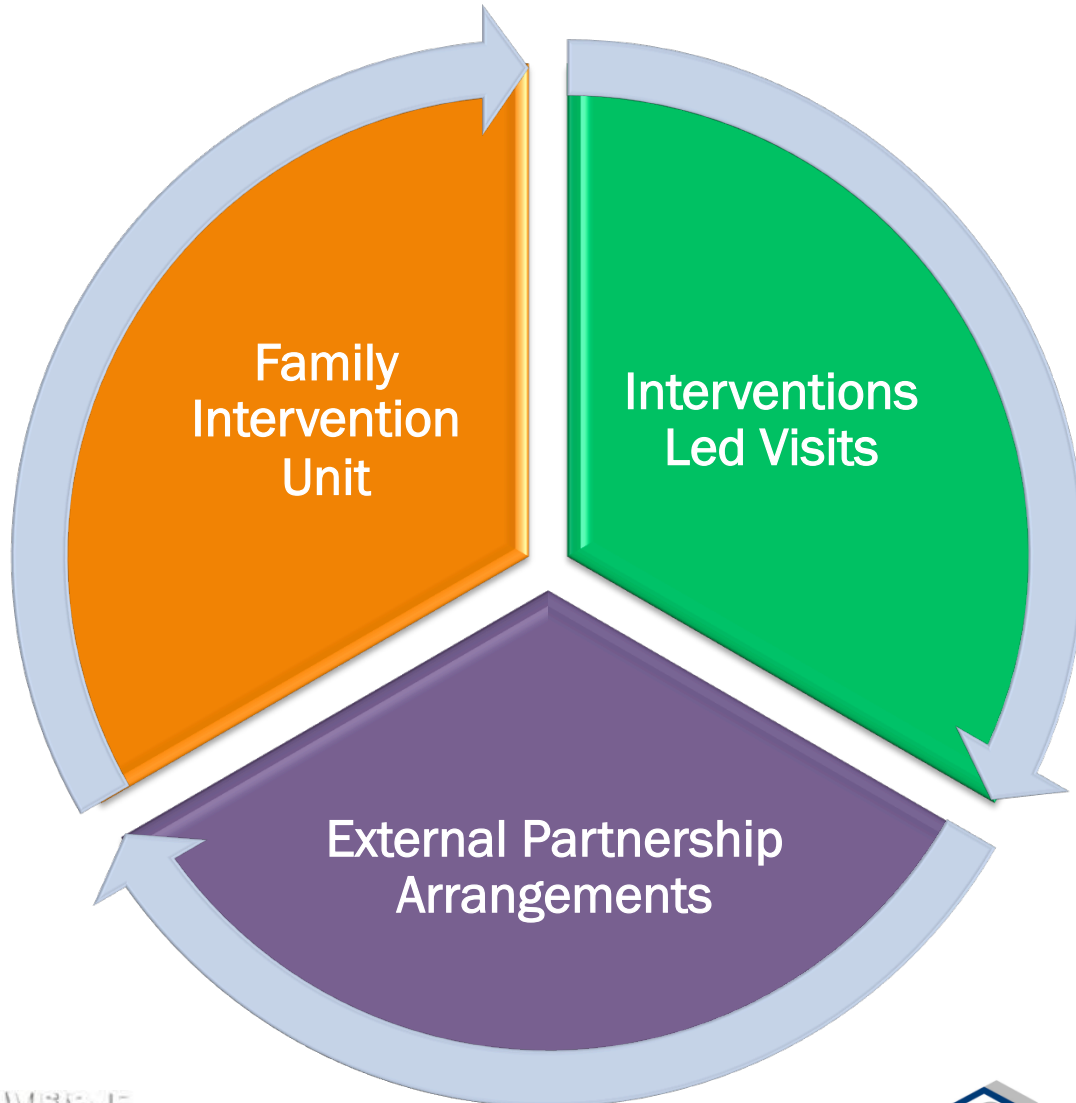
“some rehabilitation programs work with some offenders in some settings when applied by some staff.” (Antonowicz and Ross 1994, p. 1)

“. . . the desistance literature has pointed to a range of factors associated with the ending of active involvement in offending. Most of these factors are related to acquiring ‘something’ most commonly a life partner, children or a family, which the desister values in some way and which initiates a re-evaluation of his or her own life . . .”(Farrall 2002: 11)

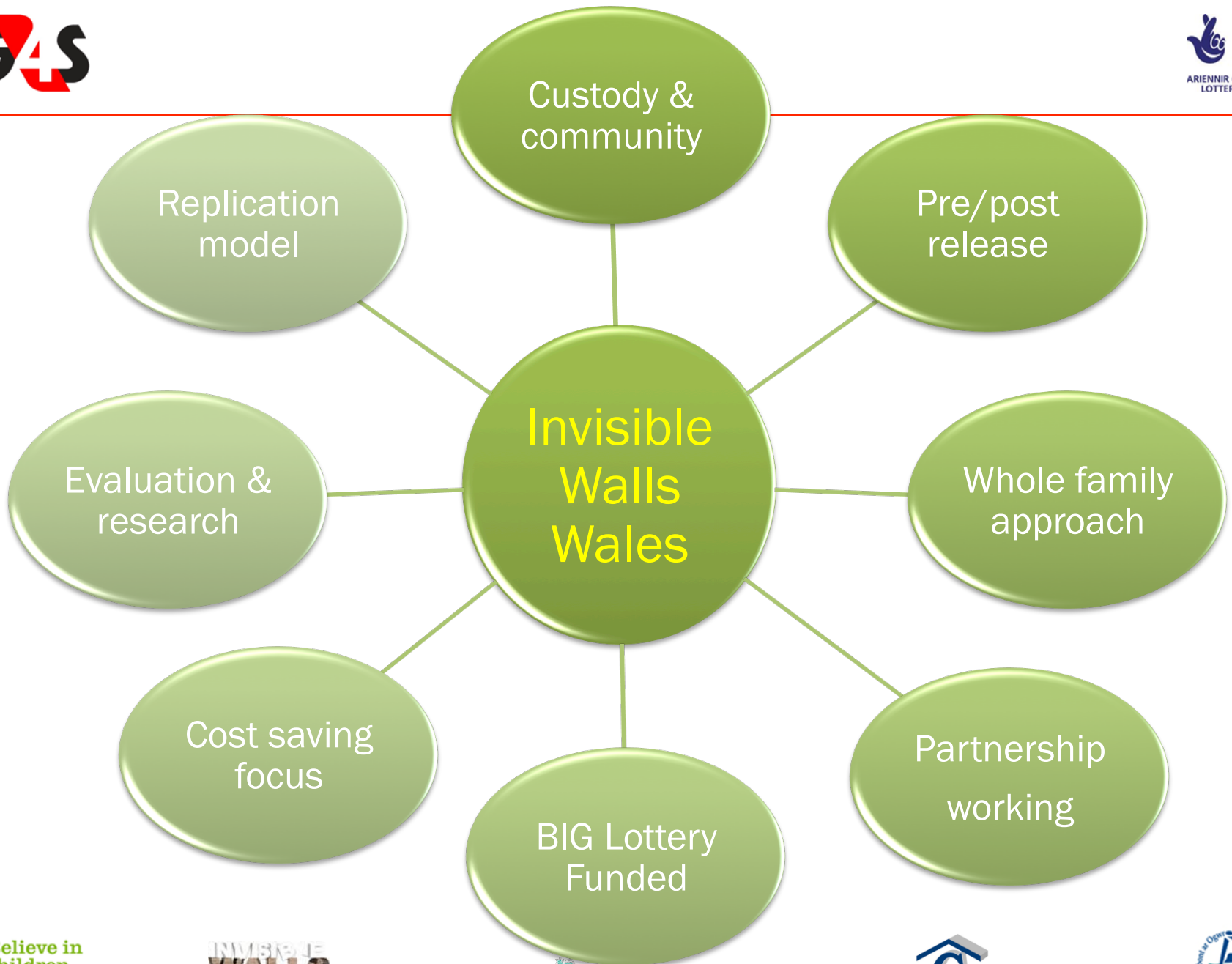
*Lowest performing prisons in the UK provide 48% of their population with regular family visits. (PSO 14)*



# The Invisible Walls model







# The Invisible Walls Model is supported by over 40 partners including...



HMP Cardiff

HMP Swansea



South Wales Police  
Heddlu De Cymru



SAFE GROUND



emailaprisoner





## Parent / Teacher evenings began at HMP Parc 2014





# Monday evening is Homework Club...





# Dad's & teenagers: Mobile Team Challenge



# Cyber-Safety Workshop





# D of E Bronze Award: essential map skills...





# MPACT: working together as a family on addiction...





# Number & Play with BCBC





# Language & Play: Mum, Dad & Kaleem...





# 'Family Man' – presentation to families...

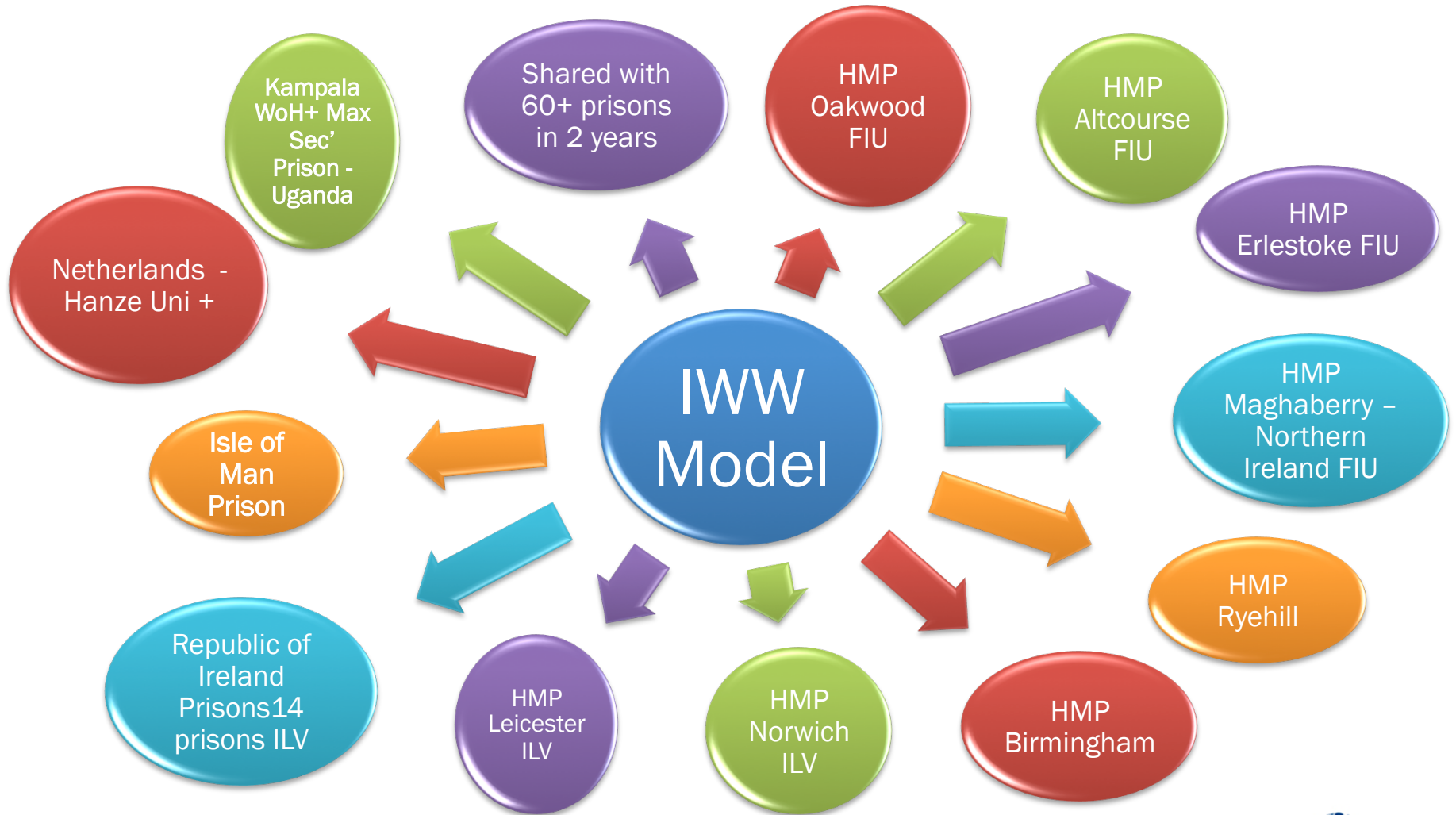




- **99% reduction in physical indiscipline in the visits hall.**
- **85% reduction in live visit terminations**
- **82% reduction in drug dog indications on domestic visitors.**
- **Uptake of regular family visits – UK average 48%, HMP Parc 69%**
- **Visits café facility – social enterprise approach = self funding family interventions and facilities.**
- **External partnership working – 40+ organisations supporting family interventions, most of which are cost neutral.**
- **60+ South Wales primary and secondary schools actively engaged through the Invisible Walls Accord.**
- **200+ Volunteer Team – all vetted/security cleared/trained – from local universities and community groups.**
- **1000+ calls to the family support line per month logged and actioned.**
- **Family Interventions Unit – 350+ Graduates released since Nov 2010 – anecdotal evidence – less than a third have returned to custody. (Data Lab submission pending)**

# Replication of the IWW Model:

*Some examples of how and where the core ingredients have been taken on by other establishments:*



# Teacher feedback to the Invisible Walls approach...

“Since dad has come out there has been a real change in him (son) his eyes are brighter, he is cleaner, more effort seems to be made at home, his confidence has increased, now he enjoys school” (School Teacher)

“ I have seen a marked difference in him (dad) and mum is happier too. They now do a lot as a family, they both come to school to support (daughter) together, everything just seems more positive. I think a big part of the change has been down to whatever intervention they have been receiving from yourselves.” (School Teacher)

“She (child) has been brilliant, behaviour is brilliant and attendance is now fantastic, there has been a huge change in her behaviour this year compared to last year. Now she has a 97% attendance, the rate last year was around 58%.” (School Teacher)



# Three sisters on the IWW project...





# Predetermined lives... Or belief in change?

